

Fishing Tools



 **ILTOOLS**

a member of the heat-group

The Solution for Your Success

CONTENTS

INTRODUCTION	4
TAPER TAPS	5
DIE COLLAR/BOX TAP	6
THE SERIES 150 RELEASING AND CIRCULATING OVERSHOT	7
HYDRAULIC CASING SPEAR	8
KELO SOCKET OVERSHOT	9
K-MILL	10
DRAG TYPE UNDER REAMER.....	11
RELEASING SPEAR.....	12
NOTES	13

INTRODUCTION



LOG Oiltools Ltd. produces the most versatile type of fishing tools used in the oil fields based on the international requirements of oil-industry

Our products are designed to support the efforts of our clients towards the increase in productivity, cost reduction, service life optimisation and the extension of service intervals.

LOG Oiltools Ltd. and its predecessors like LOG Co. and DKG Co. during the last 70 years produced thousands of different fishing tools used successfully in the oil-fields.

LOG Oiltools Ltd. is the member of HEAT Group and within the Group LOG has purposeful designed, high-tech equipped production areas, altogether 6000 m².

We would like to help you in your beneficial choice, with our new edition of fishing tools catalogue, to get the most suitable ones.

Sincerely yours,



Zsolt Vékási
managing director

ZERTIFIKAT ◆ CERTIFICATE ◆ 證書 ◆ CERTIFICADO ◆ CERTIFICAT



CERTIFICATE

The Certification Body
of TÜV SÜD Landesgesellschaft Österreich GmbH
certifies that



has established and applies
a Quality Management System for

**Engineering, Distribution, Assembling and Service for
Gas-Oilexploration and Production Equipment**

An audit was performed, Report No. 153634
Proof has been furnished that the requirements
according to

ISO 9001 : 2008

are fulfilled. The certificate is valid in conjunction
with the main-certificate until **2018-09-14**
Certificate Registration No. **Q1530434 / 07**

Knut Kiefer
Vienna, 2016-05-19



Certification Body
of TÜV SÜD Landesgesellschaft Österreich GmbH
Campus 21 Europaring A04301, A-2345 Businesspark Wien Süd, Austria

TUV®



TAPER TAPS

DESCRIPTION/APPLICATION

Taper Taps are used to engage the inside of a fish where conventional releasing spears would not be feasible. Taper Taps are designed to cut threads where no threads are present. Taper Taps can be used to fish tubulars, bridge plugs, packers or other types of downhole equipment.

OPERATION

Run Taper Tap into the hole and lightly tag the top of the fish. Pick up and begin to rotate slowly. Note the free torque of the workstring. While rotating, slowly lower the Taper Tap into the fish until the torque begins to build up rapidly. Increase the set-down weight as the torque increases.



Once the Taper Tap is firmly seated in the fish, attempt to retrieve the fish with straight pull (dependent upon the fishing scenario).

Caution: Taps are non-releasable and should be run with bumper jars and safety joints. Taps should only be used when releasable engagement type tools are not an option.


FEATURES/BENEFITS

- Manufactured from high-quality ANSI 8620 material
- Carburized wickers with high surface hardness
- Available with right-handed or left-handed wickers or connections

Various sizes, lengths and connections are available on request to handle specific types of profiles.



DIE COLLAR/BOX TAP



DESCRIPTION/APPLICATION

Die Collars/Box Taps are used to engage the outside of a fish where conventional releasing overshot would not be feasible. Die Collar is designed to cut threads where no threads are present. Die Collars can be used to fish tubulars, bridge plugs, packers or other types of downhole equipment.

OPERATION

Run die collar into the hole and lightly tag the top of the fish. Pick up and begin to rotate slowly. Note the free torque of the workstring. While rotating, slowly lower the box tap onto the fish until the torque begins to build up rapidly. Increase the set-down weight as the torque increases. Once the die collar is firmly seated on the fish, attempt to retrieve the fish with straight pull (dependent upon the fishing scenario).

Caution: Taps are non-releasable and should be run with bumper jars and safety joints. Taps should only be used when releasable engagement type tools are not an option.

FEATURES/BENEFITS

- Manufactured from high-quality ANSI 8620 material
- Carburized wickers with high surface hardness and proper carrying strength
- Available with right-handed or left-handed wickers or connections

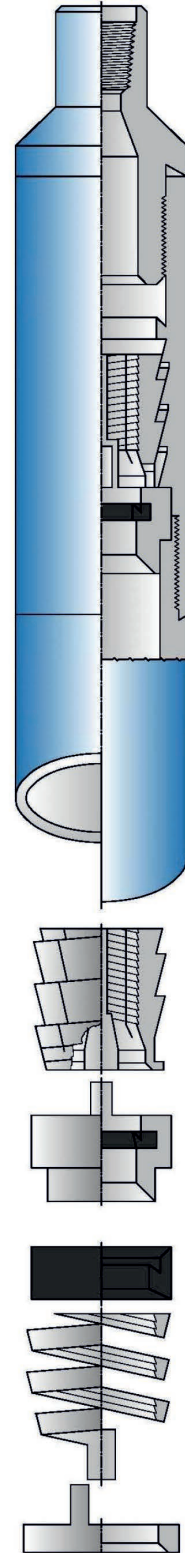
Various sizes, length and connections are available on request to handle specific types of profiles

THE SERIES 150 RELEASING AND CIRCULATING OVERSHOT

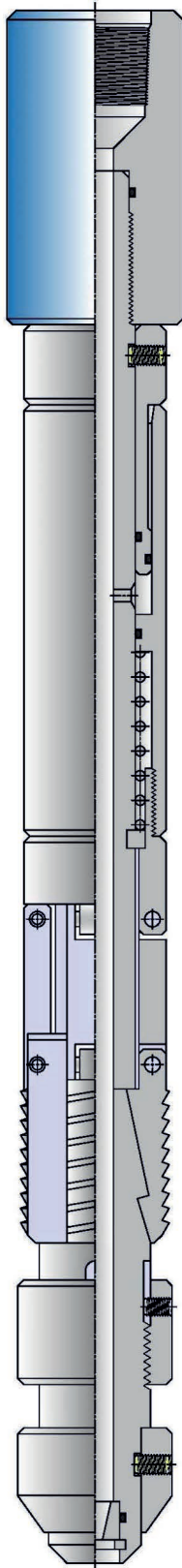
DESCRIPTION/APPLICATION

The Series 150 Releasing and Circulating Overshot is the strongest tool available to externally engage, pack-off, and pull a fish. The basic simplicity and rugged construction with which it is designed have made it the standard of all external catch fishing tools. The Series 150 Releasing and Circulating Overshot is composed of three outside parts: top sub, bowl, and guide. The Basic Overshot may be dressed with either of two sets of internal parts depending on whether the fish to be caught is near maximum size for the particular overshot.

Some special conditions apply. If the fish diameter is near the maximum catch of the Overshot, a Spiral Grapple, Spiral Grapple Control, and Type "A" Packer are used. If the fish diameter is considerably below maximum catch size (usually 1/2"), a Basket Grapple and a Basket Grapple Mill Control Packer are used.



HYDRAULIC CASING SPEAR



DESCRIPTION/APPLICATION

The Hydraulic Casing Spear is designed to be run above a mechanical or hydraulic inside casing cutter and used to retrieve casing sizes from 9-5/8" to 13-3/8". This application allows for the cutting and pulling of the casing string to be accomplished in one trip. The spear can be rotated inside the casing string without engaging. Once the cut is completed the spear can then be positioned at the desired location inside the casing string. The rugged design of the spear makes it well suited to withstand the most severe downhole environments for retrieval of casing.

OPERATION

Dress spear to the correct size casing to be engaged. It is recommended to run the hydraulic spear one joint above the cutter you are using. This will prevent having to strip out of the casing at surface to lay down cutter and accessories. Once cut has been made, pickup to position the spear at the top of casing string. Drop restriction plug in drillpipe. Allow one minute per 1,000 ft for restriction plug to seat in spear. Pressure up slowly to the necessary pressure drop (minimum of 500 psi) to set spear. Once the Hydraulic Spear is set pickup and pull on casing. Pullout of hole slowly. Set the joint of pipe on top of the Hydraulic Spear in rotary and drop shear release ball in pipe. Pick up kelly or top drive and screw into same. Pick up and set casing in slips and secure. Pressure up on spear to the necessary shear load. Once shear screws are sheared spear is released and can now be laid down.

FEATURES/BENEFITS

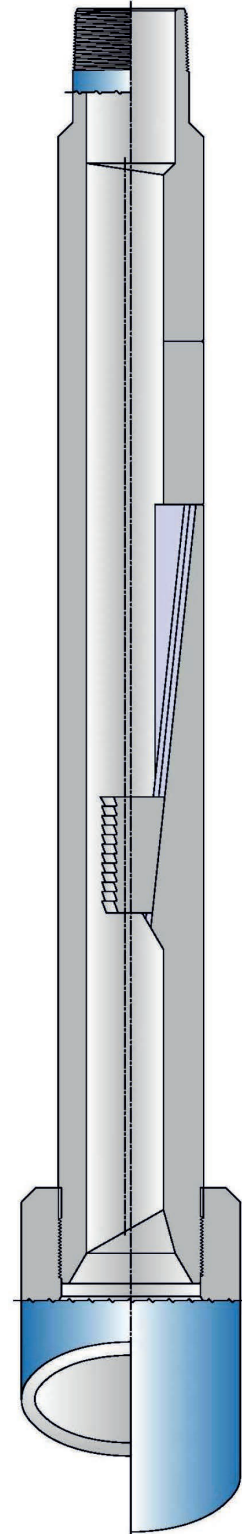
- Allows for cutting and retrieval in one trip
- Simple construction permits ease of operation and maintenance
- Bore through ID of tool permits circulation to casing cutter
- Slips are retracted inside of body to prevent damage to tool or casing when casing is being cut downhole
- Easily dressed for alternate casing sizes
- Set and released hydraulically. No mechanical intervention required

KELO SOCKET OVERSHOT

The kelo socket overshots are simple bulldog overshots used to catch small-diameter workstrings and sucker rods inside casing. They are also used to recover coiled tubing that has parted and remains in the hole.

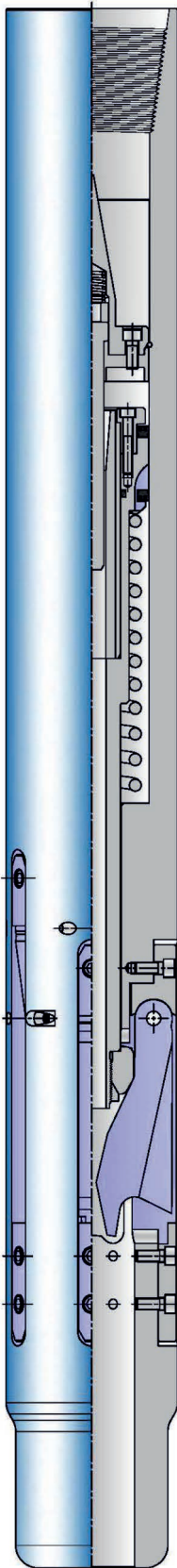
OPERATION

Before running, the kelo socket is dressed with the correct slip. The tools are tripped in the hole and the kelo socket is lowered over the top of the fish without rotation. The rotary is then stopped and the kelo socket is lowered over the fish. The slip is engaged by picking up on the workstring. The slip, which is pushed up the slip guide, catches the OD of the fish and starts down the slip guide's tapered slot. The more pull, the tighter the slip will grip the fish.



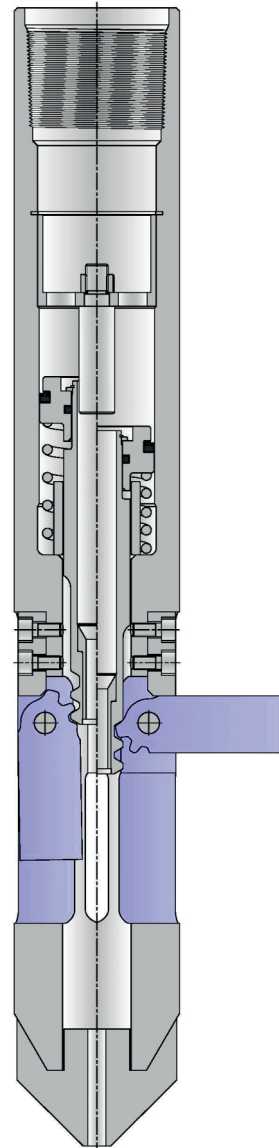
K-MILL

The Section Mill (K-Mill) is a hydraulically actuated tool used to mill a section or a window in casing or tubing. The K-Mill is simple in design, easy to operate, and has an outstanding reputation for milling performance. It performs equally well in milling sections for cased hole sidetrack operations and for gravel pack completions.

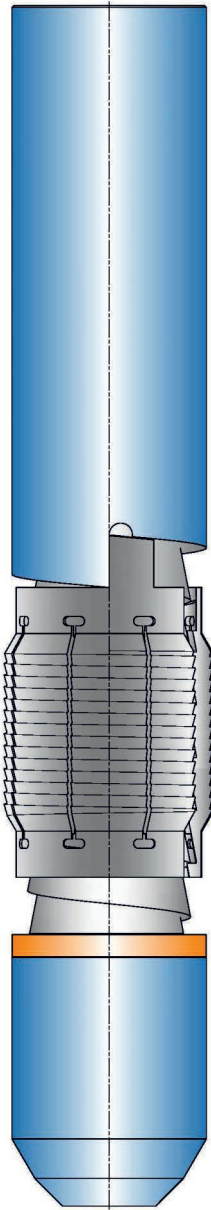


DRAG TYPE UNDER REAMER

The drag-type under reamer (DTU) is designed to run in conjunction with a drill bit or a bullnose, depending on pilot hole condition or project objectives. The DTU's three retractable cutting arms are opened and held in position by continuous hydraulic pressure. Cutters are retracted by disengaging the pump, allowing the tool to be repositioned for selective under reaming operations or retrieval from the well. This simple and efficient design, with each arm machined out of a single piece of high-strength alloy, ensures longer tool time at bottom and easy field maintenance.



RELEASING SPEAR



Releasing Spears provide a dependable, inexpensive, and simple means of engaging a fish internally. These spears assure positive engagement, easy release from the fish when desired, and easy re-engagement after the spear has been released.

Releasing Spear consists of a Mandrel, Grapple, Release Ring, and Nut. The Mandrel may be obtained in either a Flush Type or a Shoulder Type. Mandrel Top Connections are furnished to order. The nut can be obtained as a plain bull-nose guide or with a pin connection for the attachment of other tools below the spear.

All product and brand names are registered marks of LOG Oiltools Ltd. Unless otherwise noted.
AFLAS® is a registered trademark of the Asahi Glass Co.,
Kalrez®, Teflon® and Viton® are registered trademarks of the DuPont Co.,
PEEK TM is a trademark of VICTREX®.
Ryton® is a registered trademark of Chevron Phillips.

3rd edition, 10/2010

Distributor / Sole Agent

Headquarter:

LOG OILTOOLS Kft. HUNGARY
H-8800 Nagykanizsa, Erdész u. 28.

Tel.: (+36 93) 537 140 • Fax: (+36 93) 537 142

E-mail: info@logoiltools.hu • <http://www.logoiltools.hu>

A member of the

