



ECO-FRIENDLY
CELLULAR CARTRIDGE FILTER
ZGF / ZGEF

SUITABLE FOR UP TO 30% H₂ FEED INTO THE GAS NETWORK

Cellular Cartridge Filter ZGF / ZGEF

This type of cartridge filter is characterised by its highly compact design. Its dimensions are similar to the traditional cellular cartridge filters that have long been used for PN 16 units.

Thus, HEAT energy is the only producer to offer filters that combine all the benefits of a “large” cartridge filter with the advantages of extremely compact dimensions.

Advantages

- same structure as “original” cartridge filters
- same dimensions as traditional cellular cartridge filters, i.e. very compact
- efficient filter cartridge for safe filtering with external supporting cage and pleated, impregnated cellulose



- design rating at a pipe flow velocity of 20 m/s
- compartment with discharge screw to trap dust and liquids
- connections for differential pressure gauge
- acceptance as per EN 10.204 / 3.1 optionally EN 10.204 / 3.2

Description

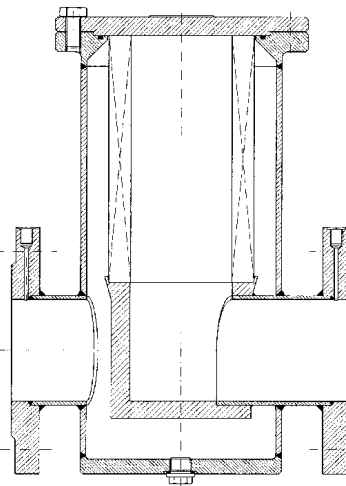
With its type ZGF/ZGEF HEAT energy offers a cartridge filter of a highly compact design. Its connecting flanges are dimensioned for sizes DN 25÷80 as per DIN 2635, for DN 100÷150 acc. to DIN 2633 (optionally acc. to DIN 2635). The rated design pressure is 25 bar as standard and 16 bar at DN 100/150.

The filter is equipped with a chamber for solid and liquid residuals to be extracted through a standard discharge screw at the bottom. At the inlet and outlet the standard design provides connections for a differential pressure metering.

The filter is provided with a filter cartridge of a similar structure as used in cartridge filters. The element with the robust supporting cage is made of impregnated pleated cellulose, which is highly resistant to the usual gas pollution.

The lip seal of the filter cartridge is fitted directly to the supporting cage. The separation rate is 99,5% > 2 µm, which meets the typical performance of cartridge filters.

The cartridge is easily exchanged through the top flange. Hexagon head cap screws combined with an O-ring seal provide for leak-proof sealing.



No special tools are required for installation and removal; customary wrenches for hexagon head cap screws will be sufficient.

The unit may be installed upright, obliquely rotated or in a horizontal position, always with due regard to the flow direction.

The unit is a welded assemblage and has been furnished with all requisite material certificates. Acceptance as per EN 10.204 3.1 for pressure and leak-proofing is included as a standard feature. In addition, acceptance as per EN 10.204 3.2 may be agreed and performed.

Technical data

Design pressure: 25 bar up to DN 80
16 bar DN 100 ÷ 150
(optionally PN 25)

Design temperature: -20 ÷ +70°C

Material of body: C-steel

Surface preparation: primary coating

Filter cartridge: cellulose, pleated
with supporting cage

Pressure drop clean: < 30 mbar

Filter change at Δp : 0,8 bar

Destroying pressure drop: 2,0 bar

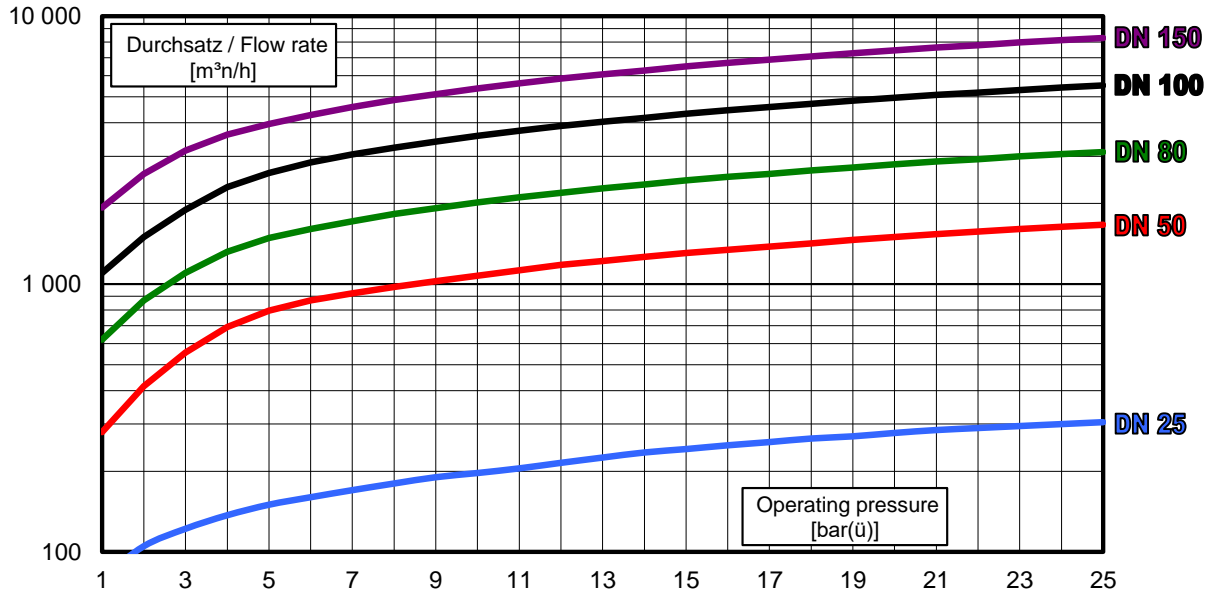
Connections:

Gas in-/outlet: DN 25 ÷ 80 PN 40
DN 100 ÷ 150 PN 16
(optionally PN 40)

Drain: G 3/8"

Differential pressure: G 1/8"

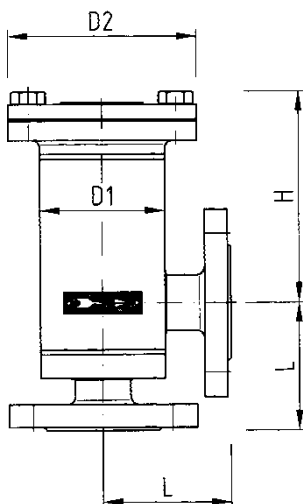
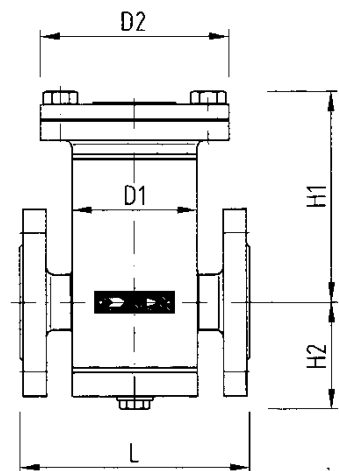
Design



Dimensions ZGF

Type	DN	PN	L	H1	H2	D1	D2	Filter cartridge	
								m²	Type
ZGF 25	25	25	140	145	65	76	115	0,05	50/27x94
ZGF 50	50	25	210	255	95	114	156	0,27	80/50x194
ZGF 80	80	25	270	280	110	159	200	0,51	115/80x200
ZGF 100	100	16(25)	320	300	135	194	240	0,90	142/92x194
ZGF 150	150	16(25)	400	460	180	273	330	1,35	212/150x203

Dimensions in mm



Dimensions ZGEF

Type	DN	PN	L	H	D1	D2	Filter cartridge	
							m²	Type
ZGEF 25	25	25	78	145	76	115	0,05	50/27x94
ZGEF 50	50	25	120	255	114	156	0,27	80/50x194
ZGEF 80	80	25	135	280	159	200	0,51	115/80x200
ZGEF 100	100	16(25)	160	300	194	240	0,90	142/92x194

Dimensions in mm

HEAT

GAS AND OIL EQUIPMENT

HEAT energy GmbH

A-2362 Biedermannsdorf, Rheinboldtstraße 16
Tel.: +43 664824 1616
heat-energy@heatgroup.at
www.heatgroup.at

HEAT gaswärmetechnische Anlagen GmbH

D-34119 Kassel, Querallee 41
Tel.: +49 561 288 56-0
Fax: +49 561 288 56-20
office@heatgroup.de
www.heatgroup.de

HEAT Romania S.R.L.

RO-547 185 Cristesti (Targu Mures)
Strada Principală nr. 801
Tel.: +40 365 430 057
Fax: +40 365 430 057
office@heatgroup.ro
www.heatgroup.ro

HEAT Poland Sp. z o.o.

PL-40 761 Katowice, ul. Twarda 21
Tel.: +48 32 252 17 82
Fax: +48 32 252 17 82
info@heatgroup.pl
www.heatgroup.pl

QR-Code

Prospekt

HEAT energy Kft.

H-8800 Nagykanizsa, Erdész u. 28.
Tel.: +36 93 537 140
Fax: +36 93 537 142
heat-energy@heatgroup.hu
www.heatgroup.hu

LOG Oiltools Kft.

H-8800 Nagykanizsa, Erdész u. 28.
Tel.: +36 93 537 140
Fax: +36 93 537 142
info@logoiltools.hu
www.logoiltools.hu

HEAT Hungary Kft.

H-1047 Budapest, Attila u. 63.
Tel.: +36 1 369 15 32
Fax: +36 1 369 72 16
heatgroup@heathungary.hu
www.heathungary.hu

HEAT Bulgas OOD

BG-1113 Sofia, Fr. Joliot Curie Str. 20, Office 803
Tel.: +359 88 945 2607
office@heatgroup.bg
www.heatgroup.at

QR-Code

Anfrageblatt

HEAT Holding International GmbH

A-2362 Biedermannsdorf, Siegfried Marcus-Straße 9
Tel.: +43 2236 73 130
Fax: +43 2236 73 130-300
hhi@heatgroup.at
www.heatgroup.at